

Apr. 13-16, 2023
Vegas.

6th Vegas Acro Cup - Venue 2

13.04.2023 - Youth WP() - All Around

Rank	Country	Team/Club	COMBI				Score
			D	E	A	Ded.	
1.	CAN	Neve Macdonald and Victoria Tkachenko, Youth WP <i>Toronto Gymnastics International</i>		23.850 (1)		23.850	
			0.500	16.100	7.550	0.30	
2.	CAN	Claire, Nieke <i>Acrobatic Studio</i>		22.350 (2)		22.350	
			0.400	15.200	7.350	0.60	
3.	CAN	Olivia Nobis, Lily Fink <i>Salto Gymnastics</i>		21.750 (3)		21.750	
			0.300	15.400	7.150	1.10	
4.	CAN	Keva Vaughan, Reece Hudson <i>Acrobatic Studio</i>		21.100 (4)		21.100	
			0.500	13.500	7.100	-	
5.	CAN	South-Rediger <i>Gymnastics Adventure</i>		18.800 (5)		18.800	
			0.400	12.800	6.700	1.10	

6th Vegas Acro Cup - Venue 1

13.04.2023 - LV 9 WP_16+() - All Around

Rank	Country	Team/Club	BAL				DYN				Score
			D	E	A	Ded.	D	E	A	Ded.	
1.	USA	Shilee Ben-Shimon, Natalie Maisuradze <i>AGC Las Vegas</i>		25.200 (2)				25.800 (1)		51.000	
			0.400	17.100	8.300	0.60	0.300	17.200	8.600	0.30	
2.	USA	Tulip Taylor, Alliyah Martinez <i>Empire Acrogymnastics CA</i>		25.000 (3)				23.670 (4)		48.670	
			0.350	16.900	7.750	-	0.220	15.800	7.650	-	
3.	USA	Talia Flores, Grace Nanquil <i>SoCal TTC</i>		24.680 (4)				23.700 (3)		48.380	
			0.380	16.500	7.800	-	0.300	15.600	7.800	-	
4.	USA	Ashley Johnson, Emily Gould <i>International Gymnastics Centre</i>		25.550 (1)				22.420 (7)		47.970	
			0.350	17.000	8.200	-	0.220	15.200	8.000	1.00	
5.	USA	Haylee Echois, Taylor Snodgrass <i>MAATT MO</i>		24.300 (5)				23.500 (5)		47.800	
			0.400	16.100	7.800	-	0.300	15.300	7.900	-	
6.	CAN	Rebecca Dargis, Jacey Radosh <i>Salto Gymnastics</i>		23.250 (7)				22.350 (8)		45.600	
			0.400	15.400	7.450	-	0.300	14.300	7.750	-	
7.	USA	Mei Futamase, Maia Garma <i>ATA Gymnastics CA</i>		22.660 (8)				22.480 (6)		45.140	
			0.360	15.200	8.000	0.90	0.230	14.200	8.050	-	
8.	CAN	Bohlken-Meyers-Whitson <i>Gymnastics Adventure</i>		22.650 (9)				22.150 (9)		44.800	
			0.350	16.500	7.300	1.50	0.200	15.200	7.250	0.50	
9.	USA	Jaela Brooks, Alia Ellis <i>Capital Acrobatics CA</i>		18.330 (11)				24.220 (2)		42.550	
			0.330	13.800	6.900	2.70	0.270	15.900	8.050	-	
10.	CAN	Wahoski-Kasian <i>Gymnastics Adventure</i>		23.350 (6)				18.880 (11)		42.230	
			0.400	15.800	7.450	0.30	0.130	12.900	6.850	1.00	
11.	USA	Grace Riffey, Ana Goldberg <i>Ultimate Acro NC</i>		20.480 (10)				21.020 (10)		41.500	
			0.280	13.600	7.200	0.60	0.220	13.800	7.000	-	







6th Vegas Acro Cup - Venue 1

13.04.2023 - LV 9 WG_16+() - All Around

Rank	Country	Team/Club	BAL				DYN				Score
			D	E	A	Ded.	D	E	A	Ded.	
1.	USA	Alayna Wang, Jaylene Gonzalez, Delilah Juarez ATA Gymnastics CA		25.250 (4)				26.250 (1)			51.500
			0.400	17.000	8.850	1.00	0.300	17.600	8.350	-	
2.	USA	Yuika Fujikado, Nayuka Fujikado, Kimori Maybee SoCal TTC		25.950 (1)				25.000 (3)			50.950
			0.400	17.100	8.450	-	0.300	16.500	8.200	-	
3.	USA	9633_EMBER Chambers, Averil Hughes, Eleana Medina Boerne Gymnastics Center TX		25.500 (2)				24.650 (5)			50.150
			0.300	16.900	8.300	-	0.300	16.300	8.050	-	
4.	USA	Lucy Davis-Ross, Sophia Liu, Sloan Villa CCoast Acro CA		25.300 (3)				24.140 (6)			49.440
			0.350	16.800	8.450	0.30	0.240	16.100	7.800	-	
5.	USA	Lainey Young, Alyiah Irons, Abbie Covert International Elite Acro MD		23.980 (6)				25.300 (2)			49.280
			0.280	16.100	8.200	0.60	0.300	17.100	7.900	-	
6.	USA	Jaela Brooks, Ava Pascal, Alia Ellis Capital Acrobatics CA		25.010 (5)				23.960 (8)			48.970
			0.310	16.700	8.000	-	0.260	16.200	7.500	-	
7.	CAN	Thompson-DeBruyne-Weekes Gymnastics Adventure		22.570 (8)				23.800 (9)			46.370
			0.320	15.600	7.850	1.20	0.300	15.700	7.800	-	
8.	CAN	Gillian de Vries, Regan Forster, Sol Mendez Salto Gymnastics		22.890 (7)				22.550 (10)			45.440
			0.390	16.000	8.100	1.60	0.300	15.100	8.150	1.00	
9.	CAN	Taylor Bell, Jada Lane, Caitlin Stewart Glenmore Gymnastics		20.680 (9)				23.990 (7)			44.670
			0.230	15.500	7.150	2.20	0.290	16.200	7.500	-	
10.	USA	Julia Bellardo, Emma Trujillo, Avery Winkenbach CCoast Acro CA		19.490 (10)				25.000 (3)			44.490
			0.240	16.100	8.050	4.90	0.300	16.500	8.200	-	

6th Vegas Acro Cup - Venue 2

13.04.2023 - Blocks - Silver_C_(11)() - All Around

Rank	Country	Team/Club	COMBI				Score
			D	E	A	Ded.	
1.	 CAN	Suah Choi <i>Toronto Gymnastics International</i>		20.200 (1)			20.200
			2.300	17.900	-	-	
2.	 CAN	Victoria Tkachenko <i>Toronto Gymnastics International</i>		19.800 (2)			19.800
			2.500	17.300	-	-	
3.	 USA	Kira Makukhina <i>AGC Las Vegas</i>		19.400 (3)			19.400
			2.500	16.900	-	-	
4.	 CAN	Brooklyn Bohlken <i>Gymnastics Adventure</i>		18.800 (4)			18.800
			2.500	16.900	-	0.60	
5.	 CAN	Taylor Bell <i>Glenmore Gymnastics</i>		17.400 (5)			17.400
			2.500	15.800	-	0.90	
6.	 USA	Milana Maksimova <i>AGC Las Vegas</i>		16.200 (6)			16.200
			2.300	14.500	-	0.60	

6th Vegas Acro Cup - Venue 2

13.04.2023 - Blocks - Bronze_D (9)() - All Around

Rank	Country	Team/Club	COMBI				Score
			D	E	A	Ded.	
1.	USA	Maya Luna AGC Las Vegas		20.200 (1)			20.200
			1.000	19.200	-	-	
2.	USA	Miya Marshall Technique Acro CA		18.600 (2)			18.600
			1.000	17.600	-	-	
3.	CAN	Preslee South Gymnastics Adventure		18.300 (3)			18.300
			1.000	17.300	-	-	
4.	USA	Charli Hawes Technique Acro CA		17.900 (4)			17.900
			1.000	16.900	-	-	
5.	USA	Eric Vaskevich AGC Las Vegas		16.000 (5)			16.000
			1.000	15.300	-	0.30	

Bronze

6th Vegas Acro Cup - Venue 2



13.04.2023 - Blocks - Silver_D (12-14)() - All Around

Rank	Country	Team/Club	COMBI				Score
			D	E	A	Ded.	
1.	USA	Caitlin Chinquee <i>Xtreme Acro</i>					19.700
							(1) 19.700
			2.400	17.300	-	-	19.700
2.	USA	Carmin Cochran <i>Ultimate Acro NC</i>					19.600
							(2) 19.600
			2.500	17.100	-	-	19.600
3.	CAN	Taylor Wahoski <i>Gymnastics Adventure</i>					19.400
							(3) 19.400
			2.500	16.900	-	-	19.400
4.	USA	Angel Bordonaro <i>Acro Explosion MO</i>					19.300
							(4) 19.300
			2.500	17.100	-	0.30	19.300
5.	USA	Madilyn Hix <i>Ultimate Acro NC</i>					18.800
							(5) 18.800
			2.500	16.900	-	0.60	18.800
6.	USA	Brooklynn Kramme <i>MAATT MO</i>					18.600
							(6) 18.600
			2.200	16.400	-	-	18.600
7.	USA	Grace Riffey <i>Ultimate Acro NC</i>					18.300
							(7) 18.300
			2.400	15.900	-	-	18.300
8.	USA	Faith Reid <i>Technique Acro CA</i>					18.000
							(8) 18.000
			2.500	15.800	-	0.30	18.000
9.	CAN	Weekes Jerusha <i>Gymnastics Adventure</i>					17.500
							(9) 17.500
			2.500	15.300	-	0.30	17.500
10.	USA	Amy Nguyen <i>Technique Acro CA</i>					17.200
							(10) 17.200
			1.900	15.900	-	0.60	17.200
11.	USA	Lilly Nolan <i>Technique Acro CA</i>					16.000
							(11) 16.000
			2.200	14.700	-	0.90	16.000

Bronze

6th Vegas Acro Cup - Venue 2

13.04.2023 - Blocks - Gold_C_14+() - All Around

Rank	Country	Team/Club	COMBI				Score
			D	E	A	Ded.	
1.	 USA	Phylisha Pham ATA Gymnastics CA		22.400 (1)			22.400
			4.500	17.900	-	-	
1.	 USA	Mia Jones Acro Explosion MO		22.400 (1)			22.400
			4.500	17.900	-	-	
3.	 AUS	Isabella Yeomans SXL Gymnastics		21.700 (3)			21.700
			4.500	17.200	-	-	
4.	 USA	Weinman Oriyan Xtreme Acro MD		20.600 (4)			20.600
			4.100	16.500	-	-	
5.	 USA	Julia Petz Technique Acro CA		20.400 (5)			20.400
			4.500	16.500	-	0.60	
6.	 USA	Mia Rothwell Technique Acro CA		19.300 (6)			19.300
			4.400	15.200	-	0.30	
7.	 CAN	DeBruyne Chloe Gymnastics Adventure		19.200 (7)			19.200
			4.500	15.000	-	0.30	
7.	 USA	Adeline Qualkinbush Acro Explosion MO		19.200 (7)			19.200
			4.500	15.600	-	0.90	
9.	 USA	Ana Goldberg Ultimate Acro		19.100 (9)			19.100
			3.300	15.800	-	-	
10.	 USA	Trinity Inge Ultimate Acro NC		16.200 (10)			16.200
			3.600	13.200	-	0.60	